





20 AMPS IEC 309 PIN & SLEEVE DEVICES • NORTH AMERICAN RATINGS





MALE PLUGS

UL LISTED SF Certified

			WATERTIGHT (IP67)	SPLASHPROOF (IP44)			
				Standard Version (with cable gland)	Economical Version (with cable sleeve)	Low Profile Angled 90°	
	Poles and Wires	Voltage AC (Except where noted)	Clock Position of Ground Contact				
3	2P + G	250 DC	3	219315	211315	210315	216315
	1P + N + G	125	4	219316	211316	210316	216316
	2P + G	250	6	219306	211306	210306	216306
	1P + N + G	277	5	219317	211317	210317	216317
	2P + G	480	7	219319	211319	210319	216319
4	2P + N + G	125/250	12	218424	212424	210424	216424
	3P + G	3Ø250	9	218409	212409	210409	216409
	3P + G	3Ø480	7	218419	212419	210419	216419
	3P + G	3Ø600	5	218405	212405	210405	216405
5	3P + N + G	Barge Overflow	1	218501BL			
	3P + N + G	3ØY120/208	9	218509	212509	210509	216509
	3P + N + G	3ØY277/480	7	218519	212519	210519	216519
	3P + N + G	3ØY347/600	5	218505	212505	210505	216505
7	6P + G	250	9		212709	210709	
	6P + G	480	7		212719	210719	

FEMALE CONNECTORS

UL LISTED SF Certified

			WATERTIGHT (IP67)	SPLASHPROOF (IP44)			
				Standard Version (with cable gland)	Economical Version (with cable sleeve)	Low Profile Angled 90°	
	Poles and Wires	Voltage AC (Except where noted)	Clock Position of Ground Contact				
3	2P + G	250 DC	3	319315	311315	310315	316315
	1P + N + G	125	4	319316	311316	310316	316316
	2P + G	250	6	319306	311306	310306	316306
	1P + N + G	277	5	319317	311317	310317	316317
	2P + G	480	7	319319	311319	310319	316319
4	2P + N + G	125/250	12	318424	312424	310424	
	3P + G	3Ø250	9	318409	312409	310409	
	3P + G	3Ø480	7	318419	312419	310419	
	3P + G	3Ø600	5	318405	312405	310405	
5	3P + N + G	Barge Overflow	1	318501BL			
	3P + N + G	3ØY120/208	9	318509	312509	310509	
	3P + N + G	3ØY277/480	7	318519	312519	310519	
	3P + N + G	3ØY347/600	5	318505	312505	310505	
7	6P + G	250	9		312709	310709	
	6P + G	480	7		312719	310719	

BL devices are US Coast Guard required as per 46CFR Ch.1, 39.20-9.

IEC 309 PIN & SLEEVE DEVICES • NORTH AMERICAN RATINGS 20 AMPS

FEMALE RECEPTACLES

Certified

			WATERTIGHT (IP67)			SPLASHPROOF (IP44)			
			Straight	Angled 15°	Angled 80°	Straight	Angled 15°	Angled 80°	
3	2P + G	250 DC	3	419315	519315	518315	410315	510315	514315
	1P + N + G	125	4	419316	519316	518316	410316	510316	514316
	2P + G	250	6	419306	519306	518306	410306	510306	514306
	1P + N + G	277	5	419317	519317	518317	410317	510317	514317
	2P + G	480	7	419319	519319	518319	410319	510319	514319
4	2P + N + G	125/250	12	419424	519424	518424	410424	510424	514424
	3P + G	3Ø250	9	419409	519409	518409	410409	510409	514409
	3P + G	3Ø480	7	419419	519419	518419	410419	510419	514419
	3P + G	3Ø600	5	419405	519405	518405	410405	510405	514405
5	3P + N + G	Barge Overflow	1	419501BL	519501BL	518501BL			
	3P + N + G	3ØY120/208	9	419509	519509	518509	410509	510509	514509
	3P + N + G	3ØY277/480	7	419519	519519	518519	410519	510519	514519
	3P + N + G	3ØY347/600	5	419505	519505	518505	410505	510505	514505
7	6P + G	250	9				411709		514709
	6P + G	480	7				411719		514719

Note: See pages 16 and 17 for surface mount receptacles and back boxes.

MALE INLETS

Certified





			WATERTIGHT (IP67)		SPLASHPROOF (IP44)			
			Angled 80°	Surface Mount*	Straight	Angled 80°	Surface Mount*	
3	2P + G	250 DC	3	619315	618315	615315	611315	
	1P + N + G	125	4	619316	618316	615316	611316	
	2P + G	250	6	619306	618306	615306	611306	
	1P + N + G	277	5	619317	618317	615317	611317	
	2P + G	480	7	619319	618319	615319	611319	
4	2P + N + G	125/250	12	619424	618424	615424	611424	616424
	3P + G	3Ø250	9	619409	618409	615409	611409	616409
	3P + G	3Ø480	7	619419	618419	615419	611419	616419
	3P + G	3Ø600	5	619405	618405	615405	611405	616405
5	3P + N + G	Barge Overflow	1	619501BL	618501BL			
	3P + N + G	3ØY120/208	9	619509	618509	615509	611509	616509
	3P + N + G	3ØY277/480	7	619519	618519	615519	611519	616519
	3P + N + G	3ØY347/600	5	619505	618505	615505	611505	616505
7	6P + G	250	9			615709	611709	616709
	6P + G	480	7			615719	611719	616719

BL devices are US Coast Guard required as per 46CFR Ch.1, 39.20-9.

30 AMPS IEC 309 PIN & SLEEVE DEVICES • NORTH AMERICAN RATINGS




MALE PLUGS

UL LISTED SP Certified

			WATERTIGHT (IP67)	SPLASHPROOF (IP44)			
				Standard Version (with cable gland)	Economical Version (with cable sleeve)	Low Profile Angled 90°	
	Poles and Wires	Voltage AC (Except where noted)	Clock Position of Ground Contact				
3	2P + G	250 DC	3	239315	231315	230315	236315
	1P + N + G	125	4	239316	231316	230316	236316
	2P + G	250	6	239306	231306	230306	236306
	1P + N + G	277	5	239317	231317	230317	236317
	2P + G	480	7	239319	231319	230319	236319
4	2P + N + G	125/250	12	238424	232424	230424	236424
	3P + G	3Ø250	9	238409	232409	230409	236409
	3P + G	380/440*	3	238403*			
	3P + G	3Ø480	7	238419	232419	230419	236419
	3P + G	3Ø600	5	238405	232405	230405	236405
5	3P + N + G	50-600 400Hz	2	238502	232502	230502	236502
	3P + N + G	3ØY120/208	9	238509	232509	230509	236509
	3P + N + G	3ØY277/480	7	238519	232519	230519	236519
	3P + N + G	3ØY347/600	5	238505	232505	230505	236505
7	6P + G	250	9		232709	230709	
	6P + G	480	7		232719	230719	

FEMALE CONNECTORS

UL LISTED SP Certified







			WATERTIGHT (IP67)	SPLASHPROOF (IP44)		
				Standard Version (with cable gland)	Economical Version (with cable sleeve)	
	Poles and Wires	Voltage AC (Except where noted)	Clock Position of Ground Contact			
3	2P + G	250 DC	3	339315	331315	330315
	1P + N + G	125	4	339316	331316	330316
	2P + G	250	6	339306	331306	330306
	1P + N + G	277	5	339317	331317	330317
	2P + G	480	7	339319	331319	330319
4	2P + N + G	125/250	12	338424	332424	330424
	3P + G	3Ø250	9	338409	332409	330409
	3P + G	380/440*	3	338403*		
	3P + G	3Ø480	7	338419	332419	330419
	3P + G	3Ø600	5	338405	332405	330405
5	3P + N + G	50-600 400Hz	2	338502	332502	330502
	3P + N + G	3ØY120/208	9	338509	332509	330509
	3P + N + G	3ØY277/480	7	338519	332519	330519
	3P + N + G	3ØY347/600	5	338505	332505	330505
7	6P + G	250	9		332709	330709
	6P + G	480	7		332719	330719

* Only for refrigerated containers. Supplied with stainless steel assembly screws and friction ring.

IEC 309 PIN & SLEEVE DEVICES • NORTH AMERICAN RATINGS 30 AMPS

FEMALE RECEPTACLES






UL LISTED SP Certified

			WATERTIGHT (IP67)			SPLASHPROOF (IP44)			
			Straight	Angled 15°	Angled 80°	Straight	Angled 15°	Angled 80°	
Poles and Wires	Voltage AC (Except where noted)	Clock Position of Ground Contact							
3	2P + G	250 DC	3	439315	539315	538315	430315	530315	534315
	1P + N + G	125	4	439316	539316	538316	430316	530316	534316
	2P + G	250	6	439306	539306	538306	430306	530306	534306
	1P + N + G	277	5	439317	539317	538317	430317	530317	534317
	2P + G	480	7	439319	539319	538319	430319	530319	534319
4	2P + N + G	125/250	12	439424	539424	538424	430424	530424	534424
	3P + G	3Ø250	9	439409	539409	538409	430409	530409	534409
	3P + G	380/440*	3	439403*					
	3P + G	3Ø480	7	439419	539419	538419	430419	530419	534419
	3P + G	3Ø600	5	439405	539405	538405	430405	530405	534405
5	3P + N + G	50-600 400Hz	2	439502	539502	538502	430502	530502	534502
	3P + N + G	3ØY120/208	9	439509	539509	538509	430509	530509	534509
	3P + N + G	3ØY277/480	7	439519	539519	538519	430519	530519	534519
	3P + N + G	3ØY347/600	5	439505	539505	538505	430505	530505	534505
7	6P + G	250	9				431709		534709
	6P + G	480	7				431719		534719

Note: See pages 16 and 17 for surface mount receptacles and back boxes.

MALE INLETS

UL LISTED SP Certified

			WATERTIGHT (IP67)		SPLASHPROOF (IP44)			
			Angled 80°	Surface Mount**	Straight	Angled 80°	Surface Mount**	
Poles and Wires	Voltage AC (Except where noted)	Clock Position of Ground Contact						
3	2P + G	250 DC	3	639315	638315	635315	631315	636315
	1P + N + G	125	4	639316	638316	635316	631316	636316
	2P + G	250	6	639306	638306	635306	631306	636306
	1P + N + G	277	5	639317	638317	635317	631317	636317
	2P + G	480	7	639319	638319	635319	631319	636319
4	2P + N + G	125/250	12	639424	638424	635424	631424	636424
	3P + G	3Ø250	9	639409	638409	635409	631409	636409
	3P + G	380/440*	3	639403*	638403*			
	3P + G	3Ø480	7	639419	638419	635419	631419	636419
	3P + G	3Ø600	5	639405	638405	635405	631405	636405
5	3P + N + G	50-600 400Hz	2	639502	638502	635502	631502	636502
	3P + N + G	3ØY120/208	9	639509	638509	635509	631509	636509
	3P + N + G	3ØY277/480	7	639519	638519	635519	631519	636519
	3P + N + G	3ØY347/600	5	639505	638505	635505	631505	636505
7	6P + G	250	9			635709	631709	636709
	6P + G	480	7			635719	631719	636719

* Only for refrigerated containers.

60 AMPS IEC 309 PIN & SLEEVE DEVICES • NORTH AMERICAN RATINGS

MALE PLUGS

 LISTED  Certified

			WATERTIGHT (IP67)	SPLASHPROOF (IP44)		
				Standard Version (with cable gland)	Economical Version (with cable sleeve)	
	Poles and Wires (With pilot)	Voltage AC (Except where noted)	Clock Position of Ground Contact			
3	2P + G	250 DC	3	269315	261315	260315
	1P + N + G	125	4	269316	261316	260316
	2P + G	250	6	269306	261306	260306
	1P + N + G	277	5	269317	261317	260317
	2P + G	480	7	269319	261319	260319
4	2P + N + G	125/250	12	269424	261424	260424
	3P + G	3Ø250	9	269409	261409	260409
	3P + G	3Ø480	7	269419	261419	260419
	3P + G	3Ø600	5	269405	261405	260405
5	3P + N + G	50-600 400Hz	2	269502	261502	260502
	3P + N + G	3ØY120/208	9	269509	261509	260509
	3P + N + G	3ØY277/480	7	269519	261519	260519
	3P + N + G	3ØY347/600	5	269505	261505	260505

FEMALE CONNECTORS

 LISTED  Certified

			WATERTIGHT (IP67)	SPLASHPROOF (IP44)		
				Standard Version (with cable gland)	Economical Version (with cable sleeve)	
	Poles and Wires (With pilot)	Voltage AC (Except where noted)	Clock Position of Ground Contact			
3	2P + G	250 DC	3	369315	361315	360315
	1P + N + G	125	4	369316	361316	360316
	2P + G	250	6	369306	361306	360306
	1P + N + G	277	5	369317	361317	360317
	2P + G	480	7	369319	361319	360319
4	2P + N + G	125/250	12	369424	361424	360424
	3P + G	3Ø250	9	369409	361409	360409
	3P + G	3Ø480	7	369419	361419	360419
	3P + G	3Ø600	5	369405	361405	360405
5	3P + N + G	50-600 400Hz	2	369502	361502	360502
	3P + N + G	3ØY120/208	9	369509	361509	360509
	3P + N + G	3ØY277/480	7	369519	361519	360519
	3P + N + G	3ØY347/600	5	369505	361505	360505

IEC 309 PIN & SLEEVE DEVICES • NORTH AMERICAN RATINGS 60 AMPS

FEMALE RECEPTACLES

UL LISTED **SP** Certified

			WATERTIGHT (IP67)			SPLASHPROOF (IP44)			
			Straight	Angled 15°	Angled 80°	Straight	Angled 15°	Angled 80°	
	Poles and Wires (With pilot)	Voltage AC (Except where noted)	Clock Position of Ground Contact						
3	2P + G	250 DC	3	469315	569315	568315	460315	560315	564315
	1P + N + G	125	4	469316	569316	568316	460316	560316	564316
	2P + G	250	6	469306	569306	568306	460306	560306	564306
	1P + N + G	277	5	469317	569317	568317	460317	560317	564317
	2P + G	480	7	469319	569319	568319	460319	560319	564319
4	2P + N + G	125/250	12	469424	569424	568424	460424	560424	564424
	3P + G	3Ø250	9	469409	569409	568409	460409	560409	564409
	3P + G	3Ø480	7	469419	569419	568419	460419	560419	564419
	3P + G	3Ø600	5	469405	569405	568405	460405	560405	564405
5	3P + N + G	50-600 400Hz	2	469502	569502	568502	460502	560502	564502
	3P + N + G	3ØY120/208	9	469509	569509	568509	460509	560509	564509
	3P + N + G	3ØY277/480	7	469519	569519	568519	460519	560519	564519
	3P + N + G	3ØY347/600	5	469505	569505	568505	460505	560505	564505

Note: See pages 16 and 17 for surface mount receptacles and back boxes.

MALE INLETS


UL LISTED **SP** Certified

			WATERTIGHT (IP67)		SPLASHPROOF (IP44)		
			Angled 80°	Surface Mount*	Straight	Angled 80°	
	Poles and Wires (With pilot)	Voltage AC (Except where noted)	Clock Position of Ground Contact				
3	2P + G	250 DC	3	669315	668315		661315
	1P + N + G	125	4	669316	668316		661316
	2P + G	250	6	669306	668306		661306
	1P + N + G	277	5	669317	668317		661317
	2P + G	480	7	669319	668319		661319
4	2P + N + G	125/250	12	669424	668424		661424
	3P + G	3Ø250	9	669409	668409		661409
	3P + G	3Ø480	7	669419	668419		661419
	3P + G	3Ø600	5	669405	668405		661405
5	3P + N + G	50-600 400Hz	2	669502	668502	665502	661502
	3P + N + G	3ØY120/208	9	669509	668509	665509	661509
	3P + N + G	3ØY277/480	7	669519	668519	665519	661519
	3P + N + G	3ØY347/600	5	669505	668505	665505	661505

100 AMPS IEC 309 PIN & SLEEVE DEVICES • NORTH AMERICAN RATINGS


MALE PLUGS

UL LISTED SP Certified

			WATERTIGHT (IP67)	
				
	Poles and Wires (With pilot)	Voltage AC (Except where noted)	Clock Position of Ground Contact	
3	2P + G	250 DC	3	279315
	1P + N + G	125	4	279316
	2P + G	250	6	279318
	1P + N + G	277	5	279317
	2P + G	480	7	279319
4	2P + N + G	125/250	12	279424
	3P + G	3Ø250	9	279421
	3P + G	3Ø480	7	279419
	3P + G	3Ø600	5	279417
5	3P + N + G	3ØY120/208	9	279521
	3P + N + G	3ØY277/480	7	279519
	3P + N + G	3ØY347/600	5	279517

FEMALE CONNECTORS



UL LISTED SP Certified

			WATERTIGHT (IP67)	
				
	Poles and Wires (With pilot)	Voltage AC (Except where noted)	Clock Position of Ground Contact	
3	2P + G	250 DC	3	379315
	1P + N + G	125	4	379316
	2P + G	250	6	379318
	1P + N + G	277	5	379317
	2P + G	480	7	379319
4	2P + N + G	125/250	12	379424
	3P + G	3Ø250	9	379421
	3P + G	3Ø480	7	379419
	3P + G	3Ø600	5	379417
5	3P + N + G	3ØY120/208	9	379521
	3P + N + G	3ØY277/480	7	379519
	3P + N + G	3ØY347/600	5	379517

Note: 100-Amp devices are only available in IP67-Watertight configuration.

FEMALE RECEPTACLES



UL LISTED **SP Certified**

			WATERTIGHT (IP67)		
			Straight	Angled 15°	
Poles and Wires (With pilot)	Voltage AC (Except where noted)	Clock Position of Ground Contact			
3	2P + G	250 DC	3	479315	579315
	1P + N + G	125	4	479316	579316
	2P + G	250	6	479318	579318
	1P + N + G	277	5	479317	579317
	2P + G	480	7	479319	579319
4	2P + N + G	125/250	12	479424	579424
	3P + G	3Ø250	9	479421	579421
	3P + G	3Ø480	7	479419	579419
	3P + G	3Ø600	5	479417	579417
5	3P + N + G	3ØY120/208	9	479521	579521
	3P + N + G	3ØY277/480	7	479519	579519
	3P + N + G	3ØY347/600	5	479517	579517

Note: See pages 16 and 17 for surface mount receptacles and back boxes.

MALE INLETS

UL LISTED **SP Certified**

			WATERTIGHT (IP67)		
			Straight	Surface Mount*	
Poles and Wires (With pilot)	Voltage AC (Except where noted)	Clock Position of Ground Contact			
3	2P + G	250 DC	3	679315	678315
	1P + N + G	125	4	679316	678316
	2P + G	250	6	679318	678318
	1P + N + G	277	5	679317	678317
	2P + G	480	7	679319	678319
4	2P + N + G	125/250	12	679424	678424
	3P + G	3Ø250	9	679421	678421
	3P + G	3Ø480	7	679419	678419
	3P + G	3Ø600	5	679417	678417
5	3P + N + G	3ØY120/208	9	679521	678521
	3P + N + G	3ØY277/480	7	679519	678519
	3P + N + G	3ØY347/600	5	679517	678517