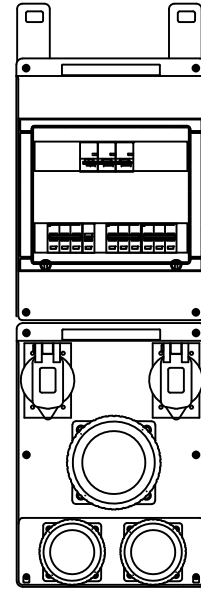
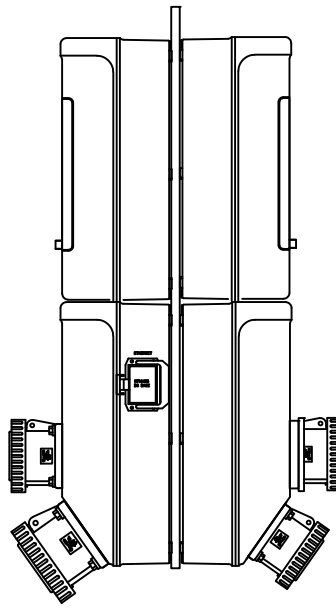
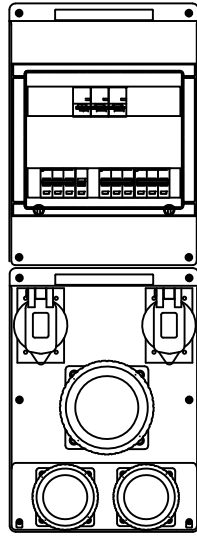





REVISIONS

ZONE	REV	DESCRIPTION	DATE	APPROVED
------	-----	-------------	------	----------

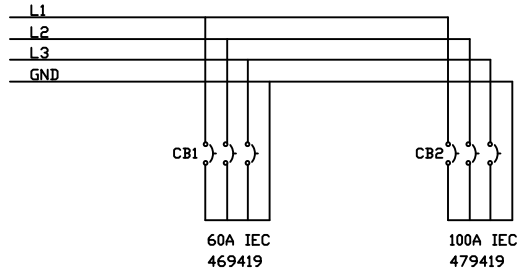


INPUTS: HARDWIRED BY CUSTOMER  
 INPUT 1: 480V 3P+G  
 INPUT 2: 220V 3P+G  
 INPUT 3: 120/208V 3P+N+G


OUTPUTS:  
 (1) 60A, 469419, (1) 100A 479419  
 (1) 60A 469409  
 (1) 20A L5-20R, (1) 30A L21-30R  
 (1) ETHERNET PORT

PROTECTION:  
 (1) 50A 3P, (1) 100A 3P MCBs  
 (1) 50A 3P MCB  
 (1) 20A 1P, (1) 30A 3P MCBs

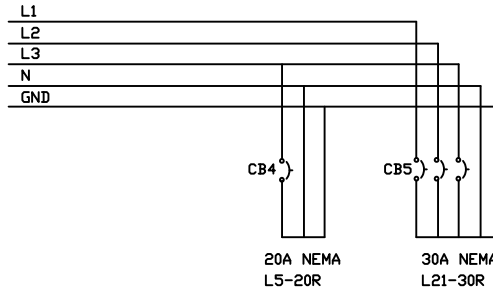
INPUT 1  
 480V 3P+G



INPUT 2  
 220V 3P+G



INPUT 3  
 120/208V 3P+N+G



**WALTHER ELECTRIC**

NAME: 685X230HE

THIS DRAWING IS THE PROPERTY OF  
 WALTHER ELECTRIC CORP. AND MUST NOT  
 BE MADE PUBLIC OR COPIED. ALL RIGHTS  
 OF DESIGN AND/OR INVENTION ARE  
 RESERVED.

SIZE	DRAW BY: JC	DWG NO.	REV
SCALE	DATE: 3-23-2017	SHEET	

