


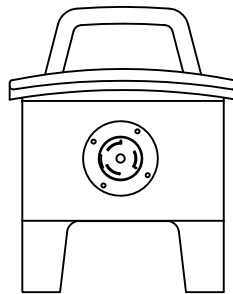


REVISIONS				
ZONE	REV	DESCRIPTION	DATE	APPROVED

PROTECTION:
(6) 20A 1P MCB



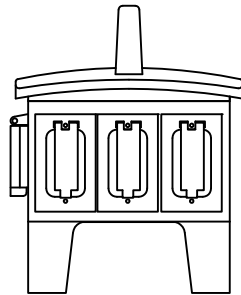
FRONT



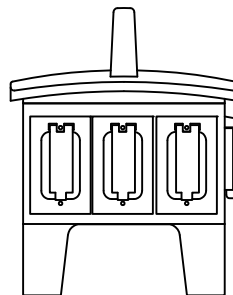
BACK

INPUT:
INLET 50A

OUTPUT:
(3) 20A GFCI



RIGHT



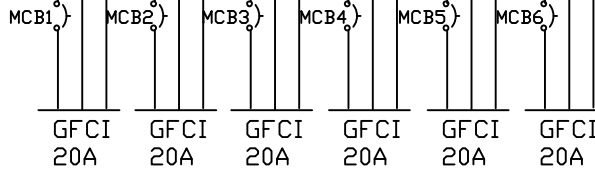
LEFT

OUTPUT:
(3) 20A GFCI

INLET
50A



GND
NEU
L2
L1



WALTHER ELECTRIC

NAME: HEB201LU

THIS DRAWING IS THE PROPERTY OF
WALTHER ELECTRIC CORP. AND MUST NOT
BE MADE PUBLIC OR COPIED. ALL RIGHTS
OF DESIGN AND/OR INVENTION ARE
RESERVED.

SIZE	DRAW BY: JC	DWG NO.	REV
SCALE	DATE: 3-29-2012	SHEET	

