




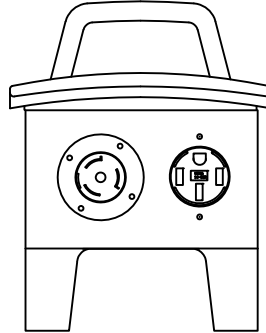
REVISIONS

ZONE	REV	DESCRIPTION	DATE	APPROVED
------	-----	-------------	------	----------

PROTECTION:  
 (1) 50A 2P MCB  
 (1) 30A 2P MCB  
 (3) 20A 1P MCB




FRONT



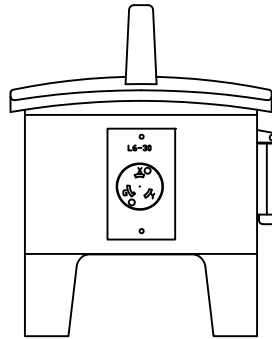
BACK

INPUT:  
 50A INLET CS6375  
 120/250V 2P+N+G  
 PASSTHRU:  
 50A 14-50R  
 120/250V 2P+N+G

OUTPUT:  
 (3) 20A GFCI DPX

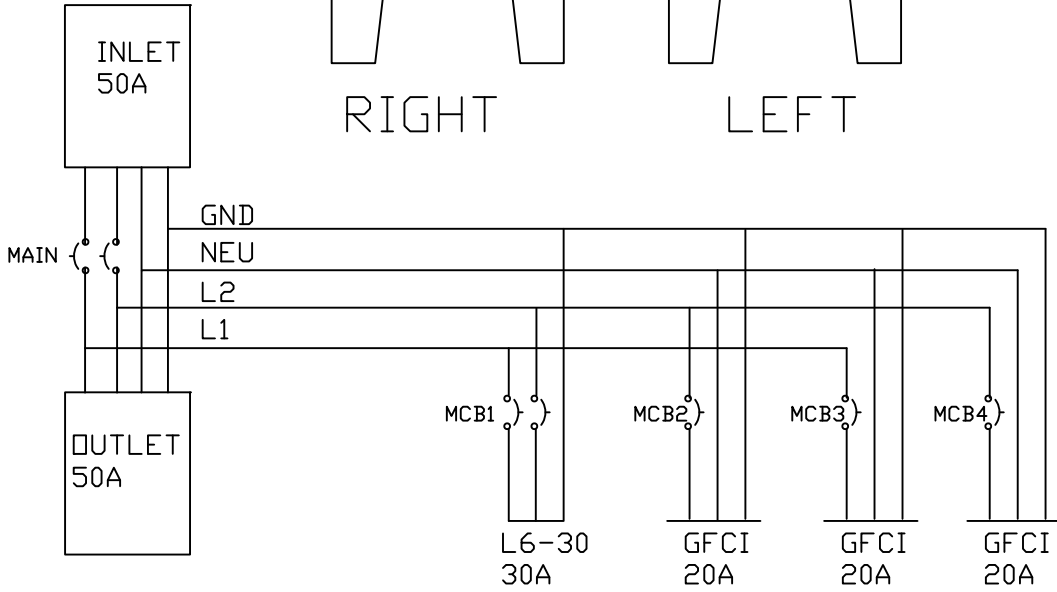


RIGHT



LEFT

OUTPUT:  
 (1) 30A L6-30R



**WALTHER ELECTRIC**

NAME: HEB202UA

THIS DRAWING IS THE PROPERTY OF  
 WALTHER ELECTRIC CORP. AND MUST NOT  
 BE MADE PUBLIC OR COPIED. ALL RIGHTS  
 OF DESIGN AND/OR INVENTION ARE  
 RESERVED.

SIZE	DRAW BY: JC	DWG NO.	REV
SCALE	DATE: 7-17-2018	SHEET	

