


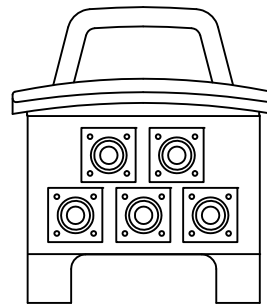


REVISIONS				
ZONE	REV	DESCRIPTION	DATE	APPROVED

PROTECTION:  
(5) 20A 1P MCB




FRONT




BACK

INPUT:  
(5) E16 CAMLOCKS  
120/208V, 3P+N+G

OUTPUT:  
(3) 20A DUPLEX 5-20



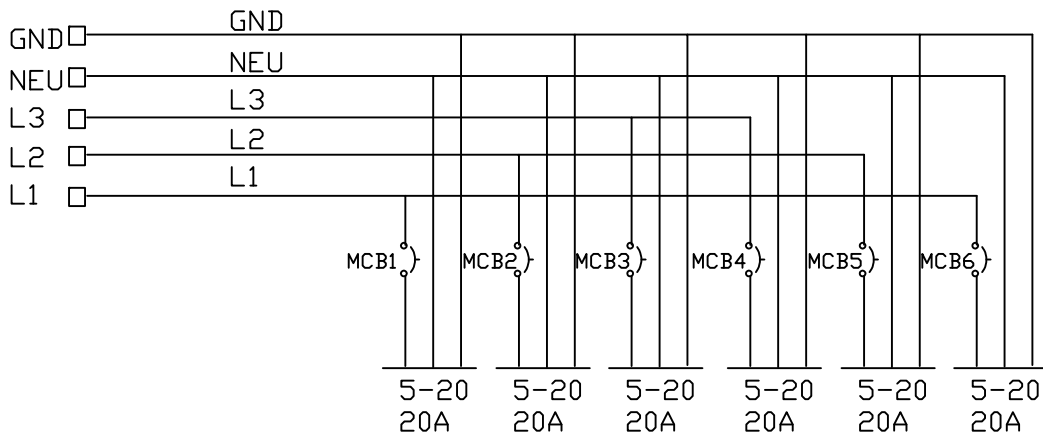
RIGHT



LEFT

OUTPUT:  
(3) 20A DUPLEX 5-20

INLET  
(5) CAMLOCKS



**WALTHER ELECTRIC**

NAME: HEB3101U

THIS DRAWING IS THE PROPERTY OF  
WALTHER ELECTRIC CORP. AND MUST NOT  
BE MADE PUBLIC OR COPIED. ALL RIGHTS  
OF DESIGN AND/OR INVENTION ARE  
RESERVED.

SIZE	DRAW BY: JC	DWG NO.	REV
SCALE	DATE: 1-29-2015	SHEET	

