





REVISIONS

ZONE	REV	DESCRIPTION	DATE	APPROVED
------	-----	-------------	------	----------

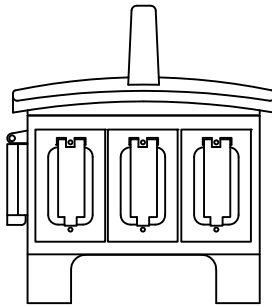


FRONT

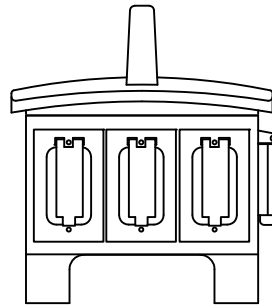


BACK

INPUT:
(5) 400A CAMLOCKS
120/250V, 3P+N+G



RIGHT

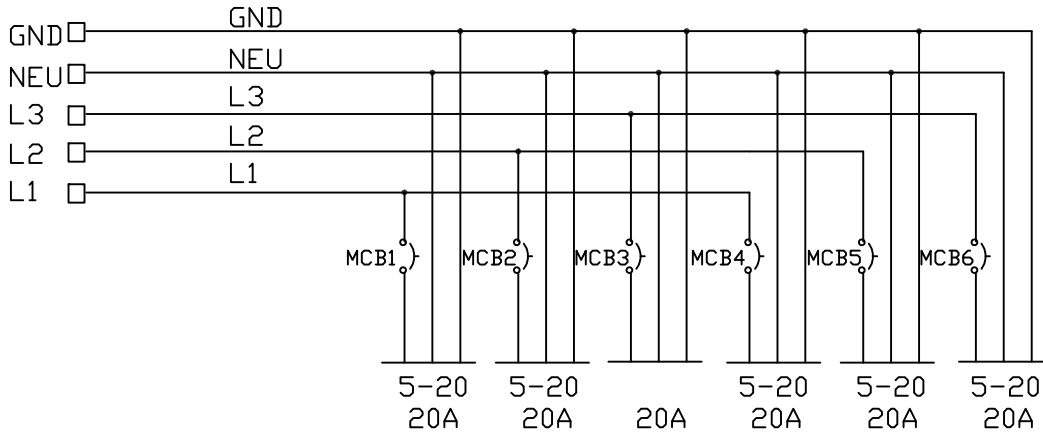


LEFT

OUTPUT:
(3) 20A DUPLEX
W/W. COVERS

OUTPUT:
(3) 20A DUPLEX
W/W. COVERS

INLET
(5) CAMLOCKS



WALTHER ELECTRIC

NAME: HEB3102AU

THIS DRAWING IS THE PROPERTY OF
WALTHER ELECTRIC CORP. AND MUST NOT
BE MADE PUBLIC OR COPIED. ALL RIGHTS
OF DESIGN AND/OR INVENTION ARE
RESERVED.

SIZE	DRAW BY: JC	DWG NO.	REV
SCALE	DATE: 1-26-2015	SHEET	

