





REVISIONS

ZONE	REV	DESCRIPTION	DATE	APPROVED
------	-----	-------------	------	----------

PROTECTION:  
(6) 20A 1P MCB



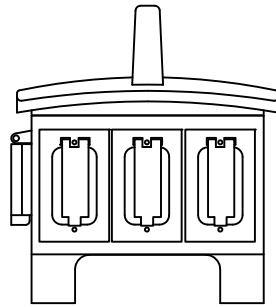
FRONT



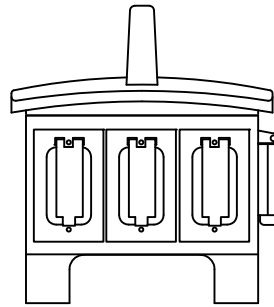
BACK

INPUT:  
(5) 400A CAMLOKS  
120/250V, 3P+N+G

OUTPUT:  
(3) 20A DUPLEX  
W/W. COVERS



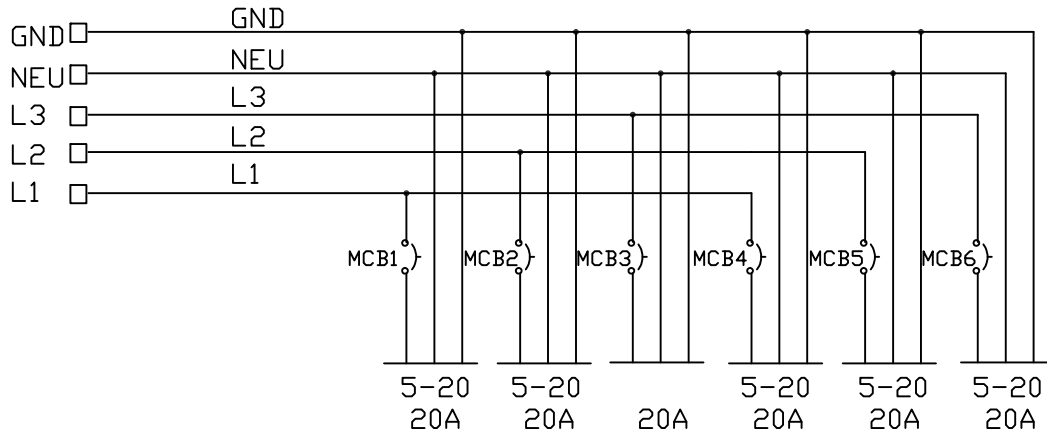
RIGHT



LEFT

OUTPUT:  
(3) 20A DUPLEX  
W/W. COVERS

INLET  
(5) CAMLOKS



**WALTHER ELECTRIC**

NAME: HEB3102AU1

THIS DRAWING IS THE PROPERTY OF  
WALTHER ELECTRIC CORP. AND MUST NOT  
BE MADE PUBLIC OR COPIED. ALL RIGHTS  
OF DESIGN AND/OR INVENTION ARE  
RESERVED.

SIZE	DRAW BY: JC	DWG NO.	REV
SCALE	DATE: 1-28-2015	SHEET	

