





REVISIONS

ZONE	REV	DESCRIPTION	DATE	APPROVED
------	-----	-------------	------	----------

PROTECTION:
 (2) 30A 3P MCB
 (3) 20A 1P MCB




FRONT




BACK

INPUT:
 (5) E16 CAMLOKS
 120/208V, 3P+N+G

OUTPUT:
 (3) 20A DUPLEX 5-20



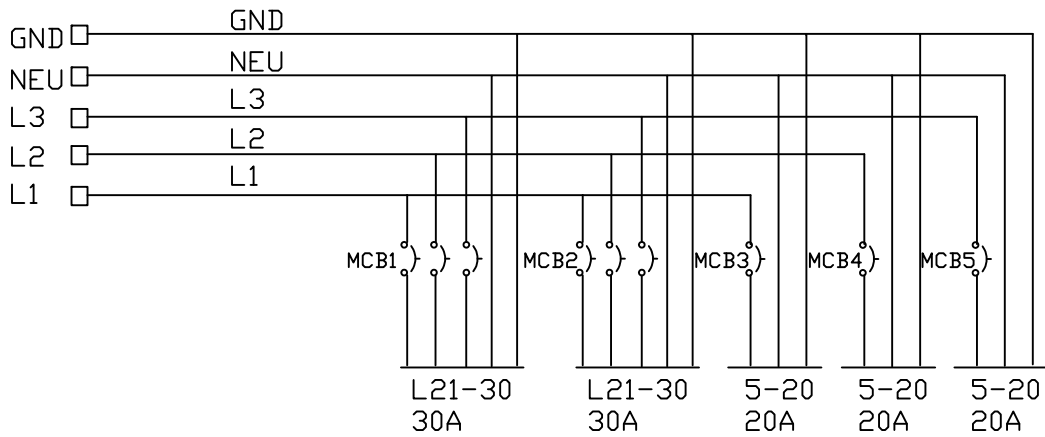
RIGHT



LEFT

OUTPUT:
 (2) 30A L21-30R

INLET
 (5) CAMLOKS



WALTHER ELECTRIC

NAME: HEB3103U

THIS DRAWING IS THE PROPERTY OF
 WALTHER ELECTRIC CORP. AND MUST NOT
 BE MADE PUBLIC OR COPIED. ALL RIGHTS
 OF DESIGN AND/OR INVENTION ARE
 RESERVED.

SIZE	DRAW BY: JC	DWG NO.	REV
SCALE	DATE: 1-29-2015	SHEET	

