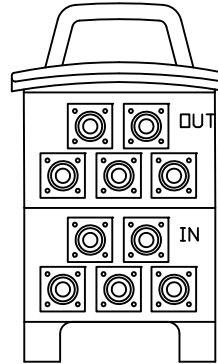
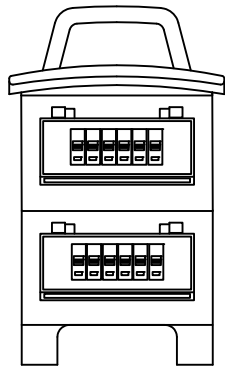


| REVISIONS | | | | |
|-----------|-----|-------------|------|----------|
| ZONE | REV | DESCRIPTION | DATE | APPROVED |


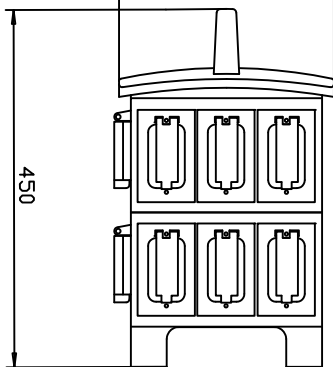
PROTECTION:
(12) 20A, 1 POLE, BREAKERS



OUT:
UN-PROTECTED OUTPUT
(5) 400A CAMLOKS
120/208V

INLET:
(5) 400A CAMLOKS
120/208V

270



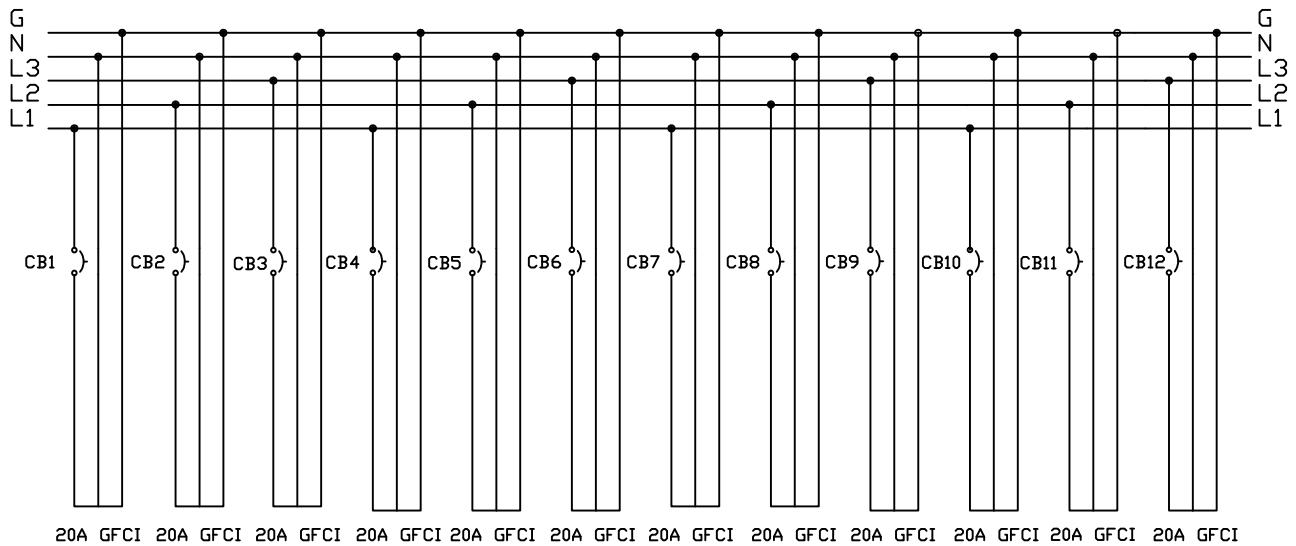
OUTPUT:
(6) 20A DUPLEX GFCI

OUTPUT:
(6) 20A DUPLEX GFCI

450

INPUT:
(5) E16 CAMLOKS

PASSTHRU:
(5) E16 CAMLOKS



20A GFCI 20A GFCI 20A GFCI 20A GFCI 20A GFCI 20A GFCI 20A GFCI 20A GFCI 20A GFCI 20A GFCI 20A GFCI 20A GFCI

WALTHER ELECTRIC

NAME: HEB3106U

THIS DRAWING IS THE PROPERTY OF
WALTHER ELECTRIC CORP. AND MUST NOT
BE MADE PUBLIC OR COPIED. ALL RIGHTS
OF DESIGN AND/OR INVENTION ARE
RESERVED.

| | | | |
|-------|----------------|---------|-----|
| SIZE | DRAW BY: JC | DWG NO. | REV |
| SCALE | DATE: 6-9-2015 | SHEET | |