




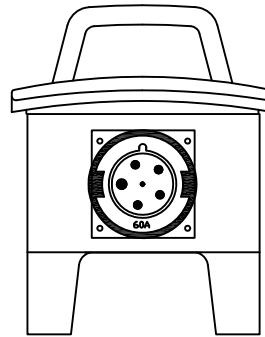
REVISIONS

ZONE	REV	DESCRIPTION	DATE	APPROVED
------	-----	-------------	------	----------

PROTECTION:  
 (6) 20A, 1POLE  
 C CURVE MCB




FRONT




BACK

INPUT:  
 60A IEC 3P+N+G  
 120/250V

OUTPUT:  
 (3) 20A DUPLEX



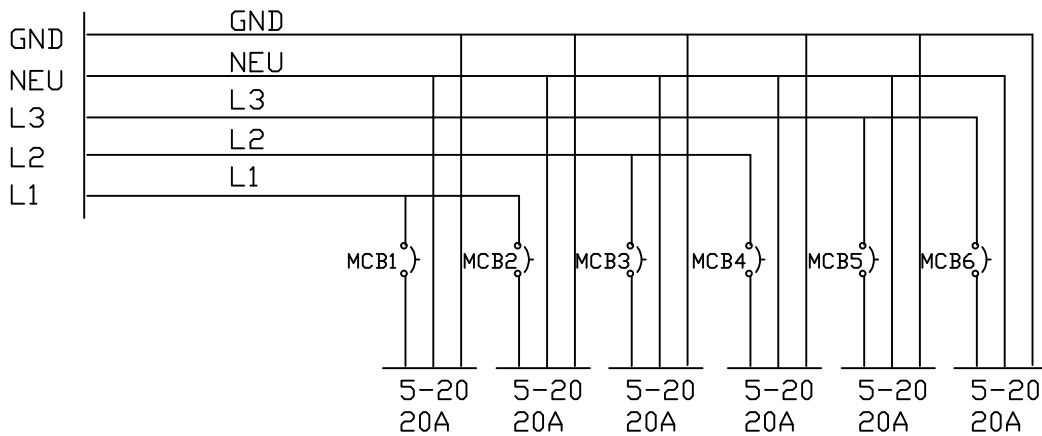
RIGHT



LEFT

OUTPUT:  
 (3) 20A DUPLEX

INLET  
 60A IEC 5W



**WALTHER ELECTRIC**

NAME: HEB361U

THIS DRAWING IS THE PROPERTY OF  
 WALTHER ELECTRIC CORP. AND MUST NOT  
 BE MADE PUBLIC OR COPIED. ALL RIGHTS  
 OF DESIGN AND/OR INVENTION ARE  
 RESERVED.

SIZE	DRAW BY: JC	DWG NO.	REV
SCALE	DATE: 7-3-2014	SHEET	

