




REVISIONS

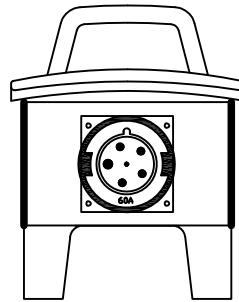
ZONE	REV	DESCRIPTION	DATE	APPROVED
------	-----	-------------	------	----------

PROTECTION:

- (2) 30A 3P MCB
- (3) 20A 1P MCB



FRONT

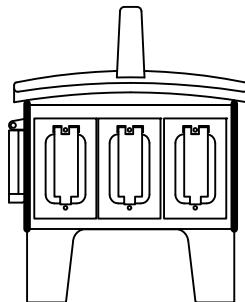


BACK

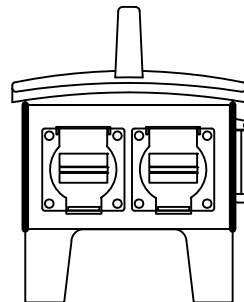
INPUT:  
INLET 60A IEC 4P, 5W  
120/250V

OUTPUT:

- (3) 20A DUPLEX GFCI



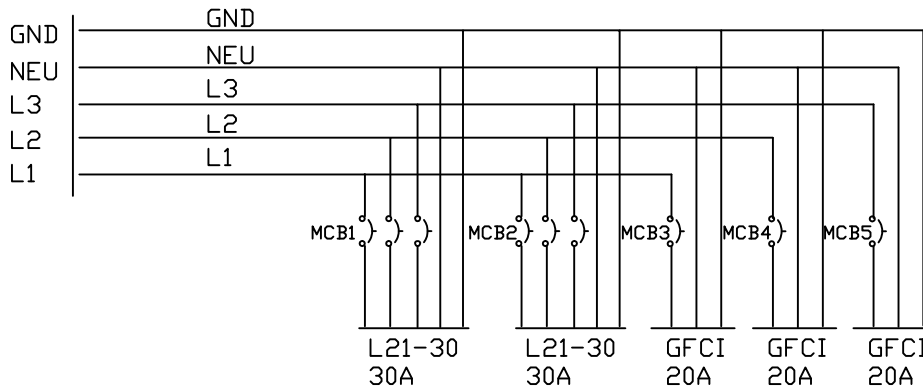
RIGHT



LEFT

OUTPUT:  
(2) 30A L21-30R

INLET



**WALTHER ELECTRIC**

NAME: HEB364U

THIS DRAWING IS THE PROPERTY OF  
WALTHER ELECTRIC CORP. AND MUST NOT  
BE MADE PUBLIC OR COPIED. ALL RIGHTS  
OF DESIGN AND/OR INVENTION ARE  
RESERVED.

SIZE	DRAW BY: JC	DWG NO.	REV
SCALE	DATE: 4-22-2013	SHEET	

